



Altoona Police Department 2023 Yearly Review



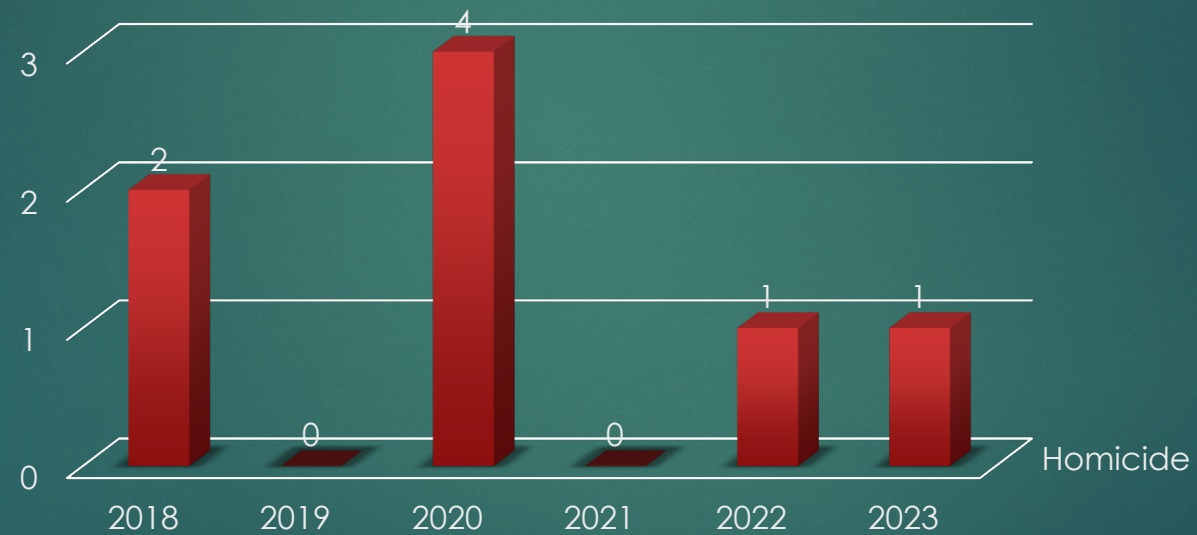
Calls for Service

- ▶ Over 28,102 calls for service handled
 - ▶ Average of 77 Calls Per Day
 - ▶ 10% increase in calls from 2022
- ▶ Approximately 2,000 arrests made
- ▶ Responded to over 200 drug overdoses
 - ▶ 13 Doses of Narcan administered
 - ▶ DDRD Team investigated 28 OD Deaths
 - ▶ 4 Arrests were made as a result

Overdoses

	Overdoses	Fatal Overdoses	Naloxone Usages
2021	253	27	17
2022	255	26	19
2023	227	28	13

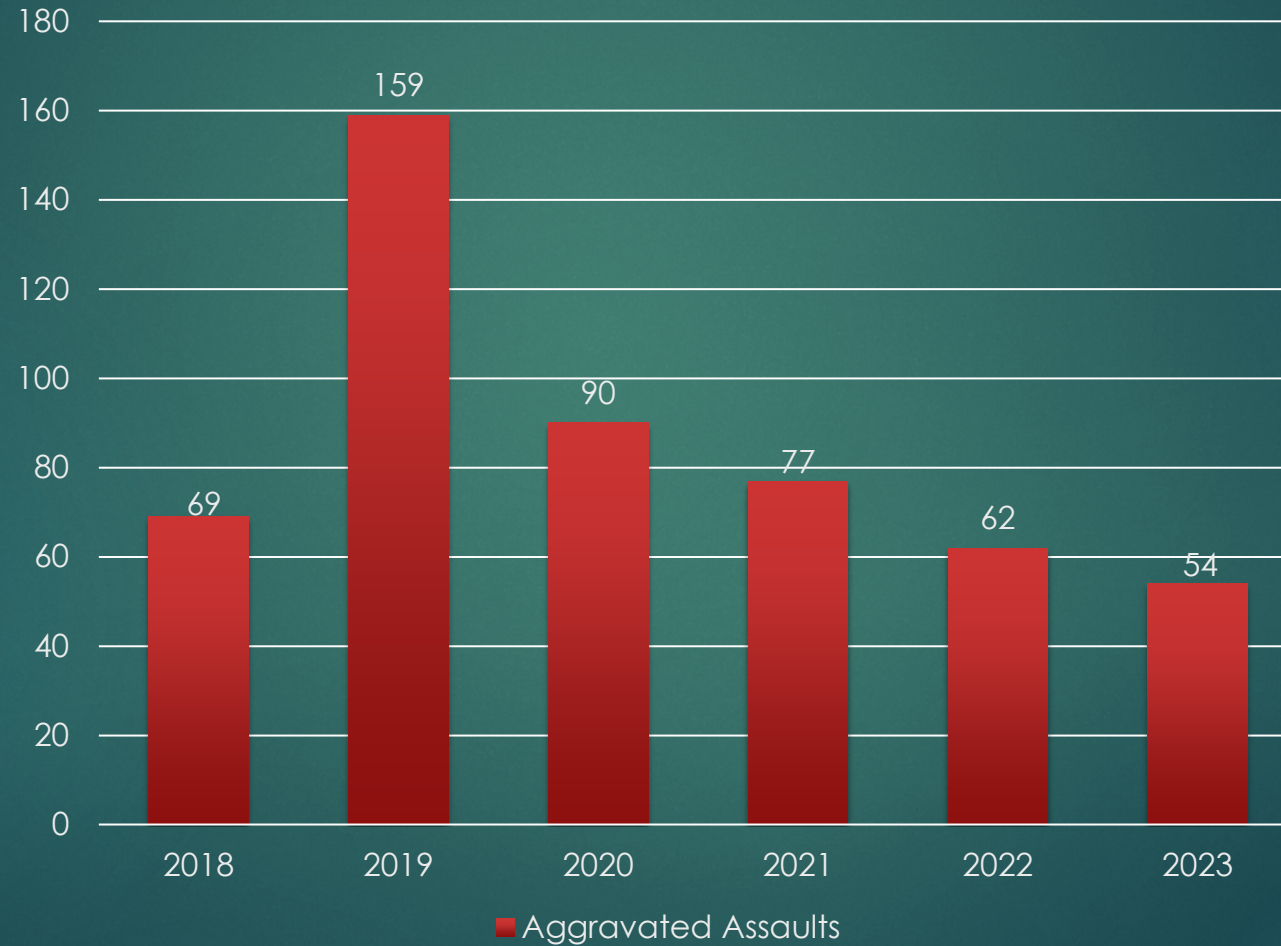
UCR Summary Six Year Comparison Homicide Offenses



■ Homicide

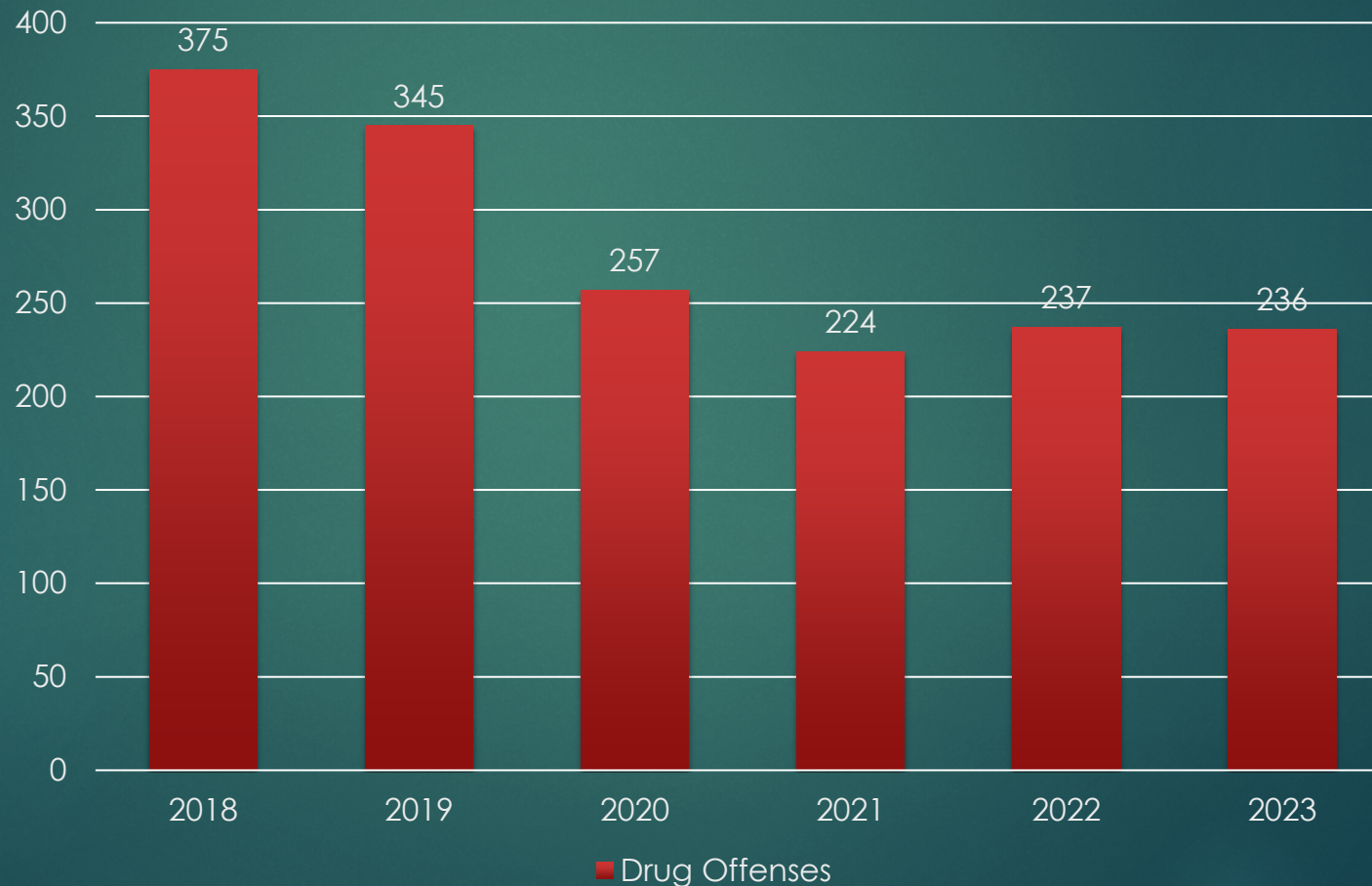
UCR Summary Six Year Comparison Aggravated Assault Offenses

Decreased 12.9% in 2023



UCR Summary Six Year Comparison Drug Offenses

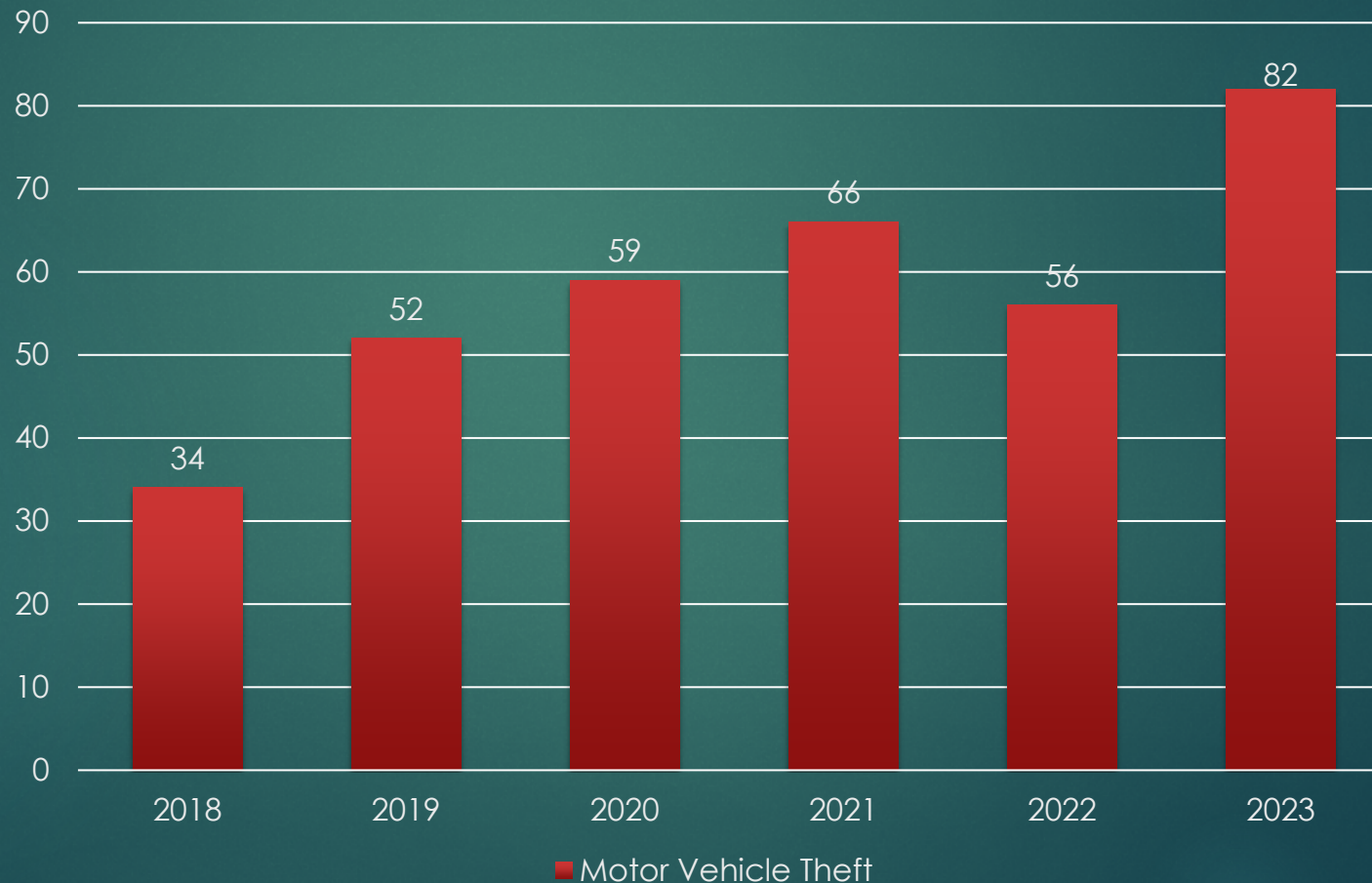
Decreased .4% in 2023



UCR Summary Six Year Comparison Motor Vehicle Theft Offenses

7

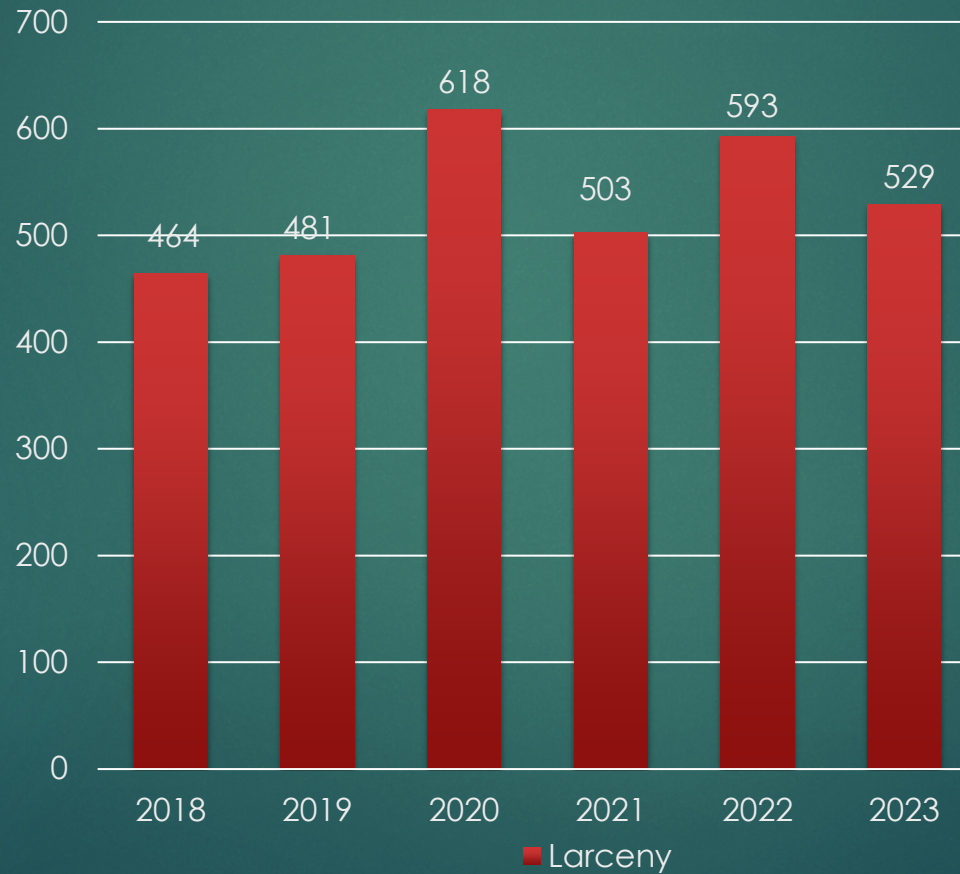
Increased 46.4% in 2023



UCR Summary Six Year Comparison Larceny Offenses

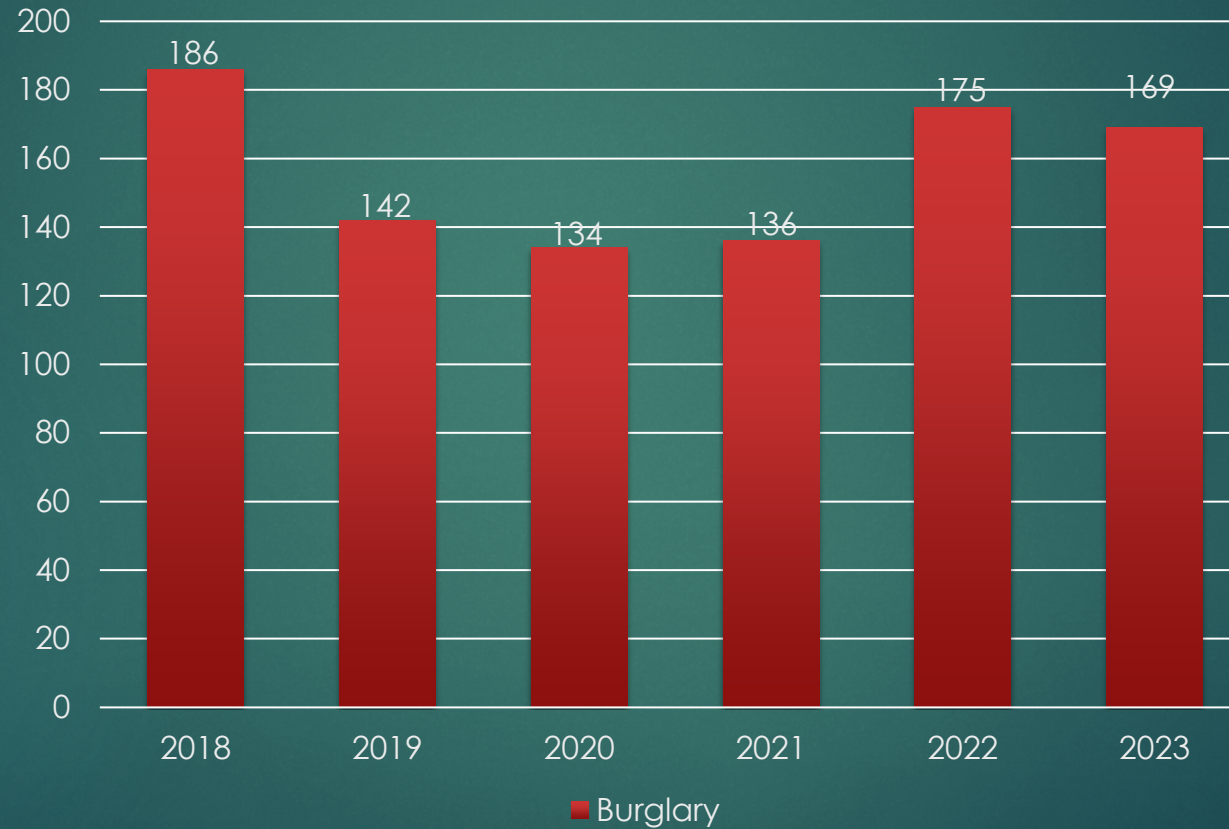
8

Decreased 10.8% in 2023



UCR Summary Six Year Comparison Burglary Offenses

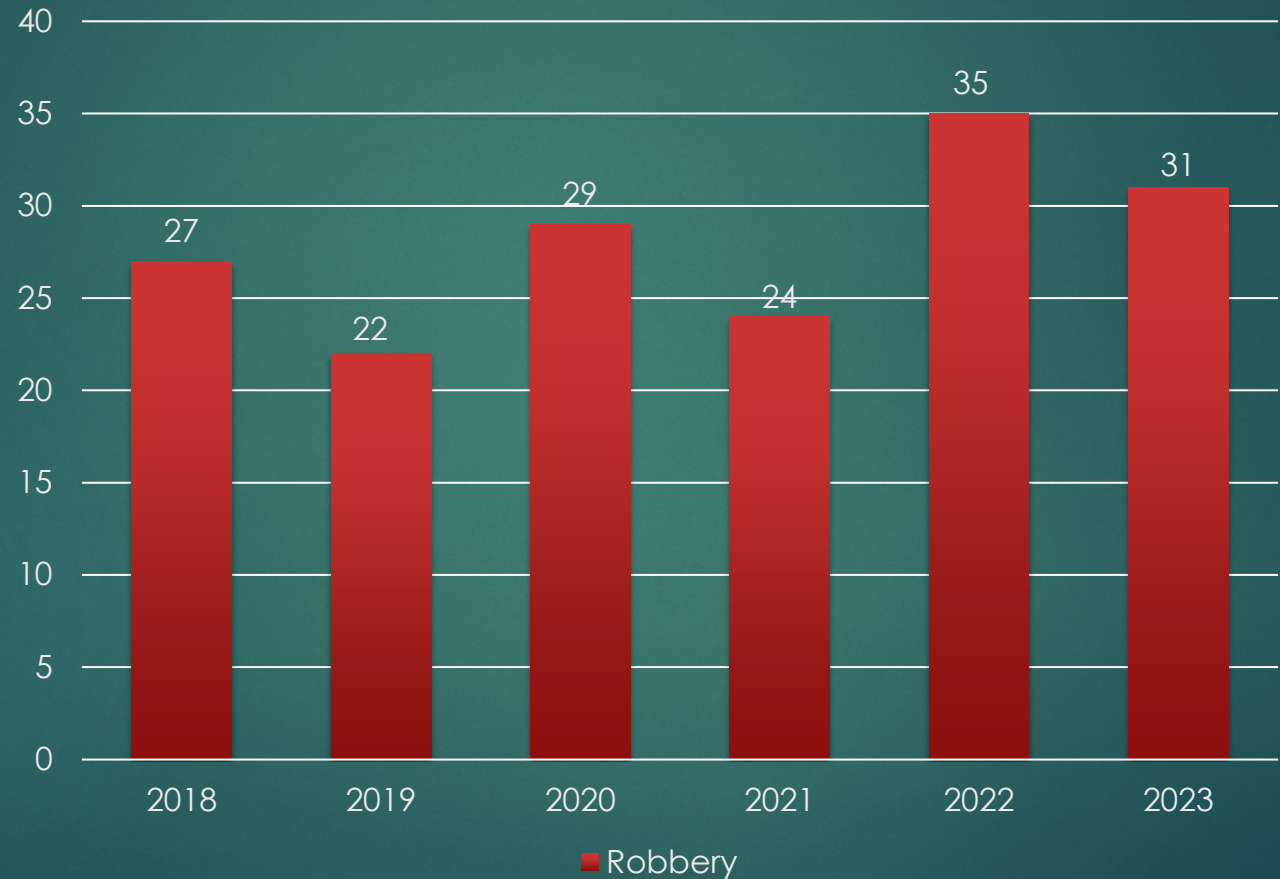
Decreased 3.4% in 2023



UCR Summary Six Year Comparison

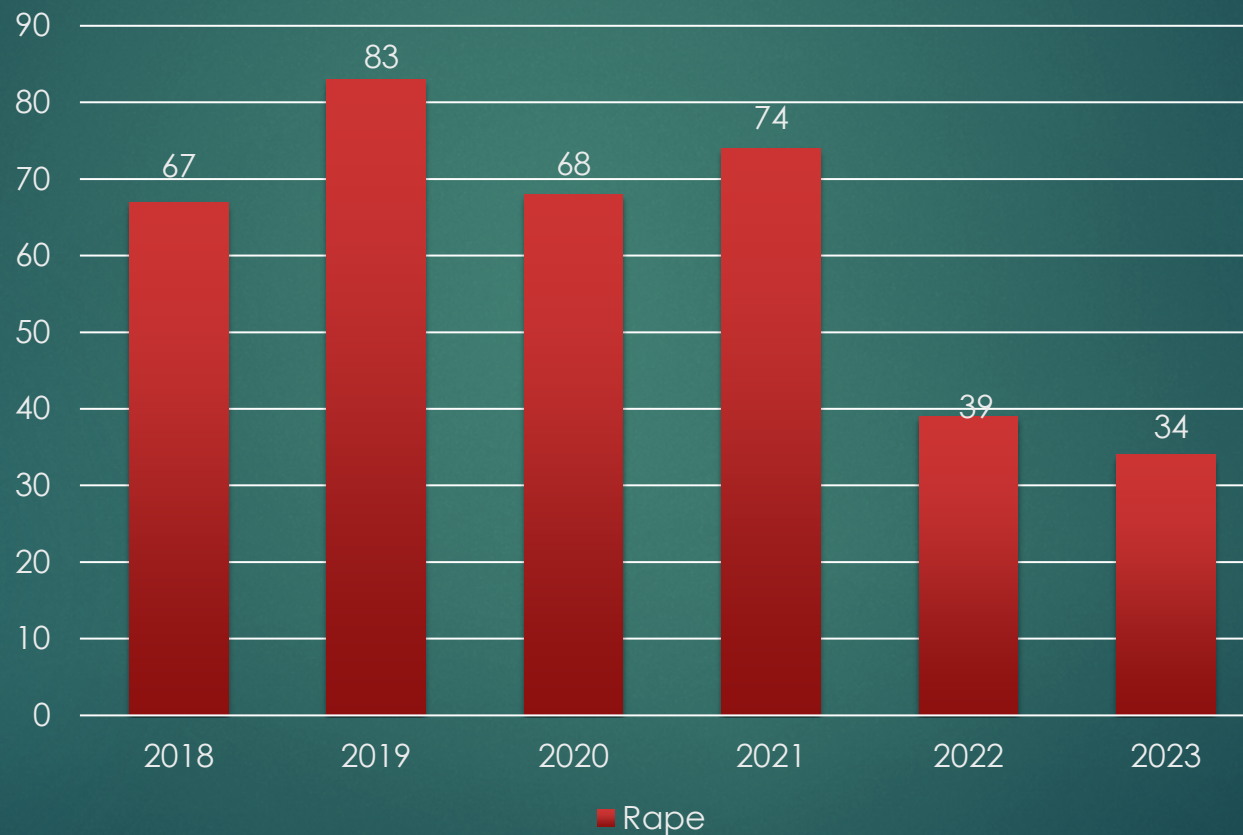
Robbery Offenses

Decreased 11.4% in 2023



UCR Summary Six Year Comparison Rape Offenses

Decreased 12.8% in 2023



UCR Offense Comparison

Part I Offenses: $\frac{2022}{976}$ $\frac{2023}{913}$ ↓ 6.4 % in 2023

Part II Offenses: $\frac{2022}{2738}$ $\frac{2023}{2449}$ ↓ 10.6% in 2023

Total Crime Rate: $\frac{2022}{3714}$ $\frac{2023}{3362}$ ↓ 9.5 % in 2023

Part II Offenses	2018	2019	2020	2021	2022	2023
Other Assaults	749	1019	1038	1075	1048	913
Forgery	23	50	45	27	34	23
Fraud	145	161	170	364	263	189
Embezzlement	3	1	0	4	0	2
Receiving Stolen Prop	8	13	14	25	38	32
Vandalism	261	264	325	234	219	228
Weapons-Carrying-Possession	12	15	30	30	28	31
Vice	1	1	1	1	2	1
Sex Offenses	67	90	74	73	80	60
Drug Violations	375	345	257	224	237	236
Gambling	0	0	0	0	0	0
Offense Against Family & Child	32	50	70	16	26	40
DUI	120	69	82	77	91	68
Liquor Laws	25	20	16	3	8	22
Public Drunk	102	112	75	70	73	110
Disorderly Conduct	54	83	48	52	41	28
Vagrancy	0	0	0	0	0	0
All others	387	471	518	589	550	466

Juvenile Arrests

14

	2022	2023
Part 1 Crimes	27	48

Traffic Accident Report 2023

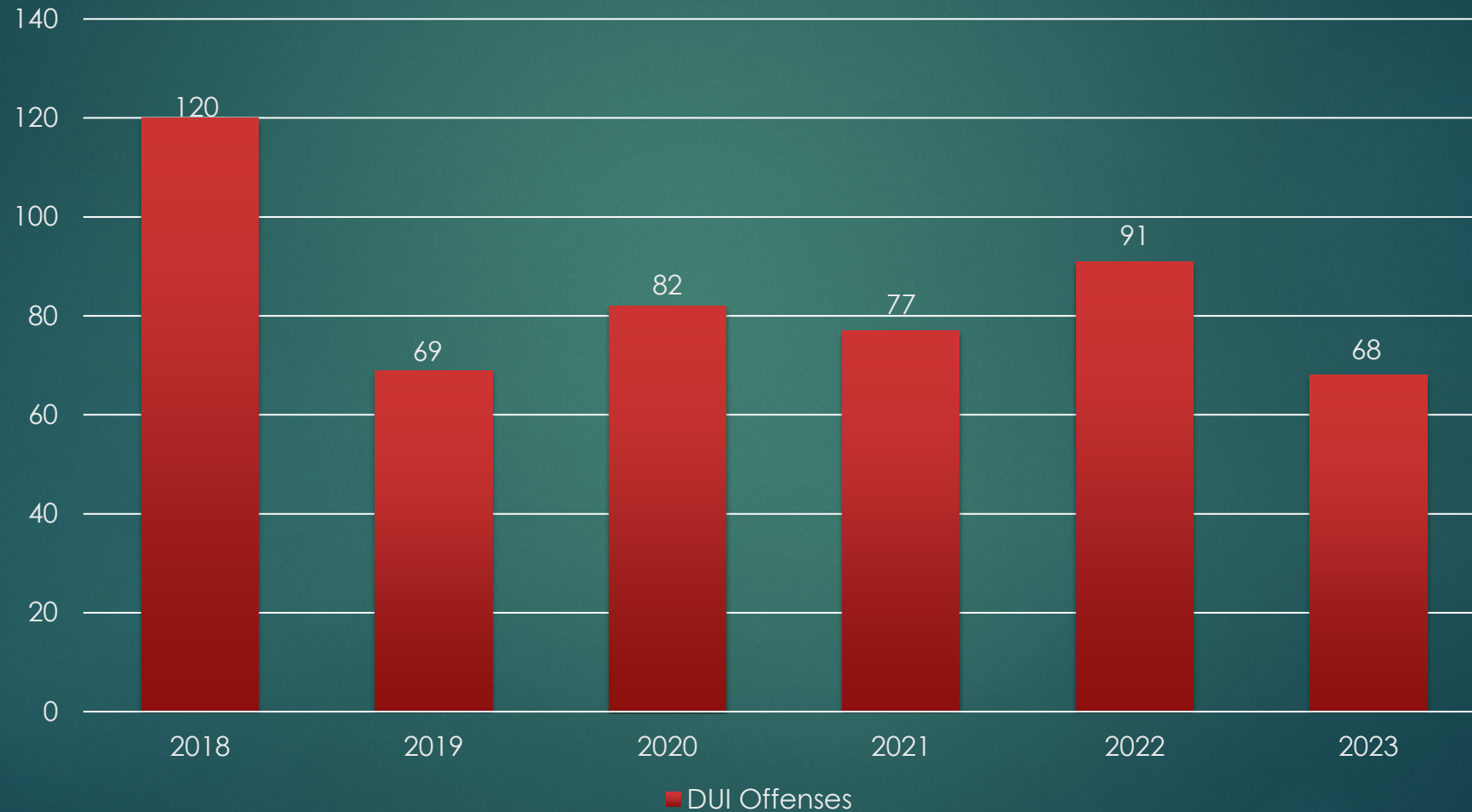
15

- ▶ Number of accidents investigated requiring an accident report being done: 1,034
- ▶ Number of accidents investigated requiring an officer's assistance exchanging information: 174
- ▶ Accidents related to DUIs: 40

SIX YEAR DUI STATISTICS

16

Decreased 25.3% in 2023



Clearance Rate 2023

Part I Offenses
913

Clearances
353

% Rate
38.7% (2022 31.8%)

Part II Offenses
2449

Clearances
1831

% Rate
74.8% (2022 69.2%)

Total Part I & II Offenses
3362

Total Clearances
2184

Overall % Rate
65% (2022 59.4%)

Officers Assaulted Report

There were 130 police officers assaulted in 2023

18

This is an 33.7% Decrease from last year

	<u>2022</u>	<u>2023</u>
January	6	18
February	18	20
March	17	7
April	6	9
May	12	17
June	12	18
July	21	13
August	8	13
September	21	2
October	32	4
November	22	4
December	21	5
	196	130

Personnel Report 2023

▶ <u>Personnel</u>	<u>Sworn</u>	<u>Civilian</u>
▶ Administrative	2	1
▶ Support Services Division	4	7
▶ Patrol Division	39	0
▶ Criminal Investigation Division	8	0
▶ Narcotic/Vice Division	3	0
▶ Vacancy	0	0
▶ Academy/FTO	10	0
▶ Totals	66	8

New Hires

20

- ▶ 9 New Officers were hired
 - ▶ This is a department wide effort year in and year out
 - ▶ Current Officers are responsible for staffing physical agility test dates, specializing in background investigations, Computer Voice Stress Analysis Testing, and new hire orientation tasks



Department Initiatives 2023

21

- ▶ Funding From Operation Our Town helped startup the K-9 Unit
 - ▶ K-9 Blue and Pongo have been wildly successful in taking drugs off the streets however their real passion is meeting and speaking with local students!



Department Initiatives 2023

22

- ▶ K-9 Blue and K-9 Pongo Statistics
 - ▶ To date: 105 deployments
 - ▶ Resulting in 43 Arrests
 - ▶ Seizures include Methamphetamine, Heroin, Cocaine, Crack Cocaine, Ecstasy, Suboxone, Kolonopin, Liquid Methadone, and Hydrocodone

Department Initiatives 2023

23

- ▶ Starting in November, (2) Officers were temporarily assigned to a newly formed traffic unit
- ▶ Officers worked a 6 week rotation focusing on moving violations, parking complaints, and outstanding warrants
- ▶ In (2) months those Officers were responsible for:
 - ▶ 511 Calls
 - ▶ 200 Traffic Citations
 - ▶ 18 Arrests
 - ▶ Most notable arrest was an early morning traffic stop for a speeder passing a school bus. Driver was arrested for narcotics possession and a stolen firearm

Community Events

24

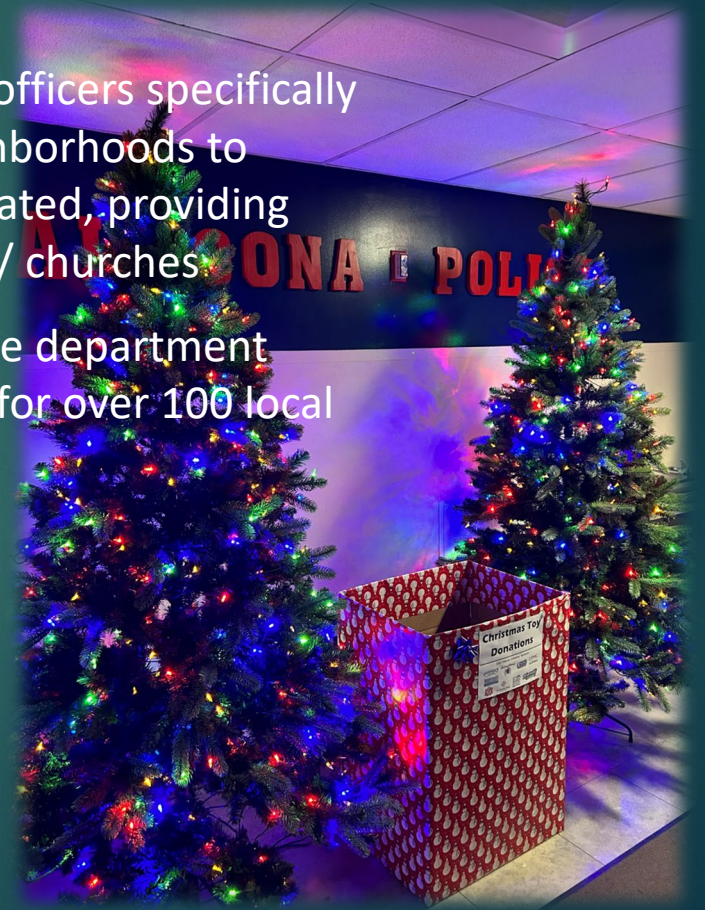
- ▶ 15 APD Officers ran 6.7 miles through the City of Altoona, raising \$1,800 for the PA Special Olympics in the Law Enforcement Torch Run
- ▶ 12 APD Officers jumped in the frigid waters of Canoe Creek for the Polar Plunge, raising \$5,330 for the PA Special Olympics
- ▶ 50 APD officers participated in the 3rd annual “No Shave November” program, donating \$3,100 to Easter for Eli, benefitting children battling cancer.



Community Events

25

- ▶ APD hosted numerous other charity events including: National Night Out, Home Run Derby at the Altoona Curve, Cocoa with the Popo, and placed 400 flags on Veteran grave sites at Fairview Cemetery on Memorial Day
- ▶ The department continued the Community Outreach program in which officers specifically visited city parks, pools, housing complexes, churches, and various neighborhoods to personally interact with the community. Bicycle patrol was also incorporated, providing extra opportunities for community interaction and talks at local schools / churches
- ▶ Christmas present donations were collected in the APD front lobby as the department teamed up with Professional's Auto body to provide Christmas morning for over 100 local children in need this holiday season



Altoona Police Department

27

“Protecting and Serving the Citizens of Altoona”



Thank you
Derek F. Swope
Acting Chief of Police